

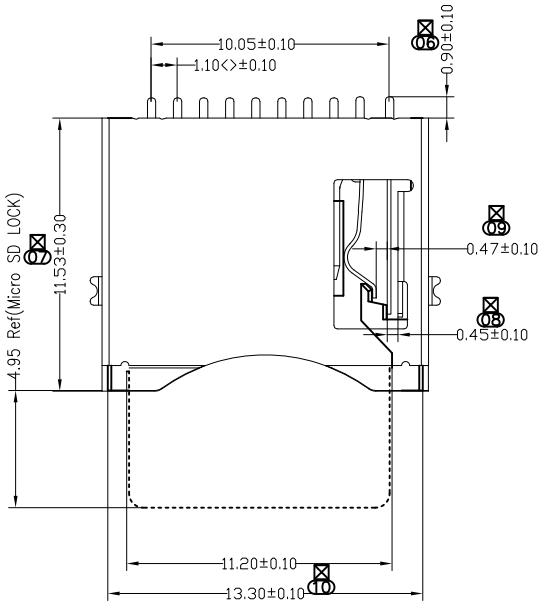

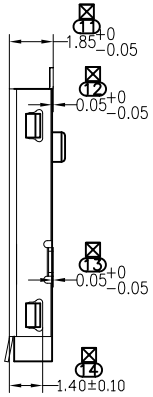

CIRCUIT

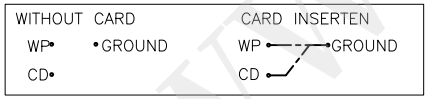

PIN NO.	PIN ASSIGNMENT
1#	DAT2
2#	CD/DAT3
3#	CMD
4#	VDD
5#	CLK
6#	VSS
7#	DAT0
8#	DAT1
9#	WP
10#	CD

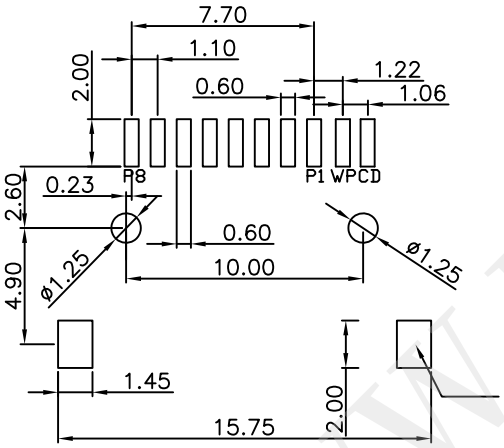

Recommended P.C.B Layout(Top Side)

NOTES:

Current Rating: 0.5A AC,DC
Temperature Range: −40°C~+85°C
Contact Resistance: 40mΩ max
Insulation Resistance: 1000MΩ min
Withstanding Voltage: 500V AC/minute

备注:

1. 端子:A、外壳马口铁/C2680-H;
   B、端子H65-EH;
   C、胶芯LCP黑色;
2. 电镀:整个端子镀镍50~80u″,在镀金区域镀金(刷镀)0.5u″Min,其余部份镀亮锡120u″Min
3. 允许毛边最大为0.05mm;
4. 外观不允许有压伤,脏污,模痕等不良现象;
5. 有"⊠"标志的尺寸为QIP检验尺寸;
6. 有"⌓"标志的尺寸为FAI全检尺寸;

深圳市华宇创精密电子有限公司

TOLERANCE: X.X ±0.30, X.XX ±0.25, X.XXX ±0.15, X.° ±2°, X.X° ±0.5°	DRAWED BY: 陈一鸣	DATE: 2014-02-23	PART NAME: TF NO PUSH 外焊	
	CHECKED BY: 马跃	DATE: 2014-02-23	PART NO.	HYC185-TF09-185
UNIT: mm [inch]	APPROVED BY: 邱敏	DATE: 2014-02-23	MOLD NO.	
SCALE:1:1 SIZE: A4			DRAW NO:	HYC-2505241551
			SHEET NO.	1 OF 1

WWW.DZYJZJ.COM